

Turmdrehkran

Tower Crane / Grue à tour / Gru a torre
Grúa torre / Guindaste de torre

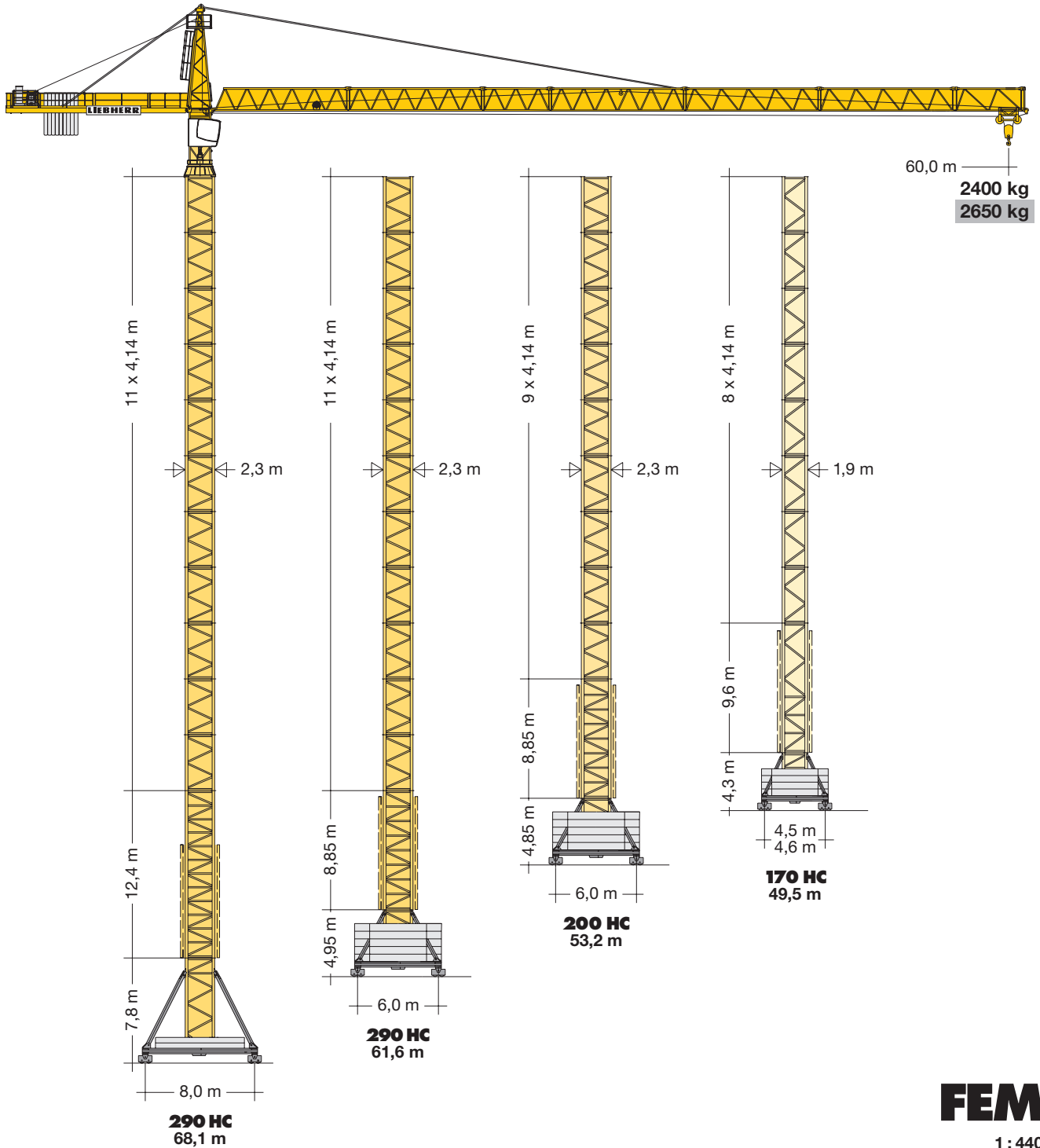
200 EC-H 10 FR.tronic®

200 EC-H 10 Litronic®

200 EC-H 10 FR.tronic®

200 EC-H 10 Litronic®

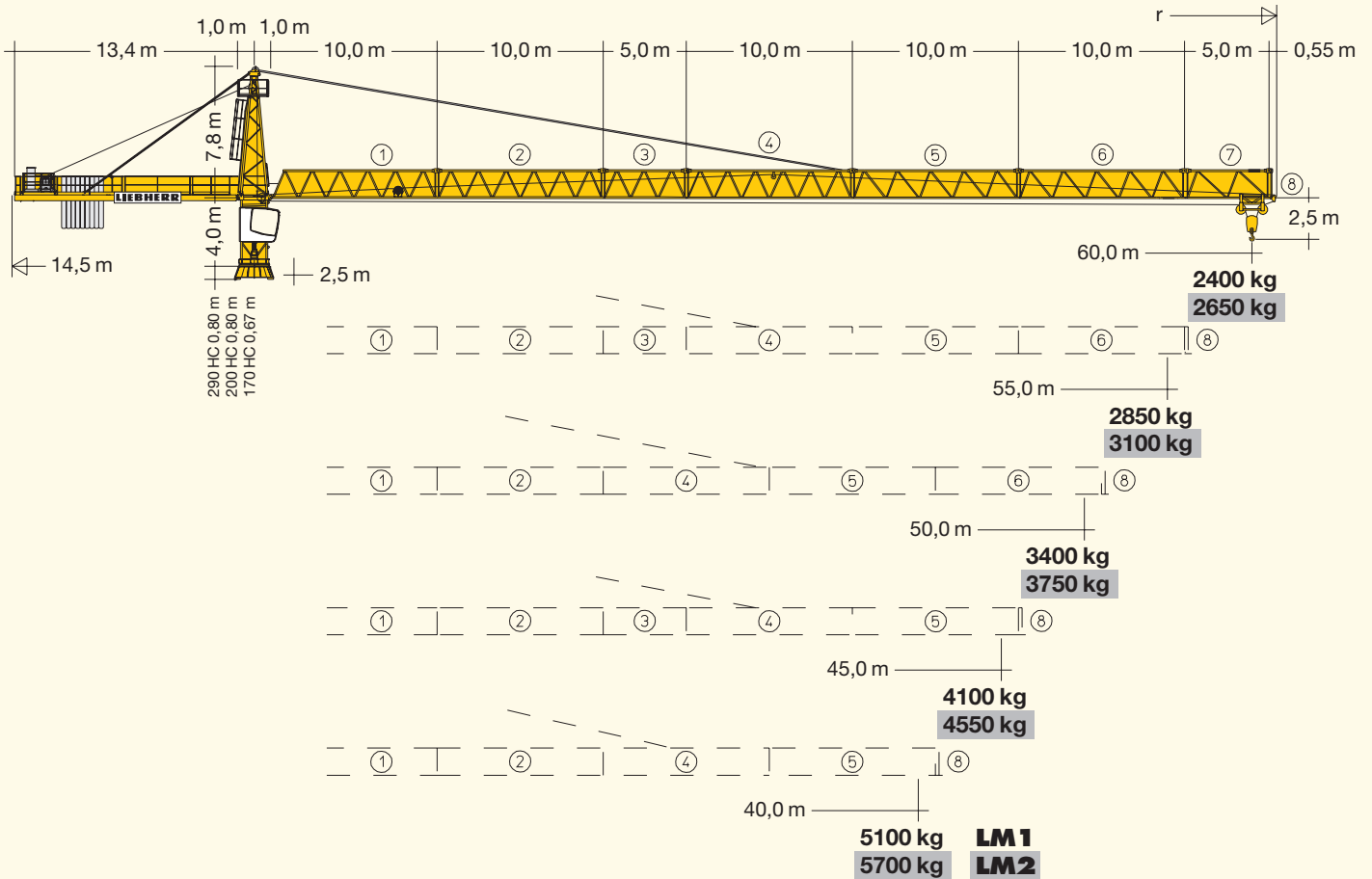
200 EC-H 12 FR.tronic®



FEM

1:440

LIEBHERR



Hubhöhe

Hoisting height / Hauteur sous crochet / Altezza di sollevamento / Altura bajo gancho / Altura de montagem

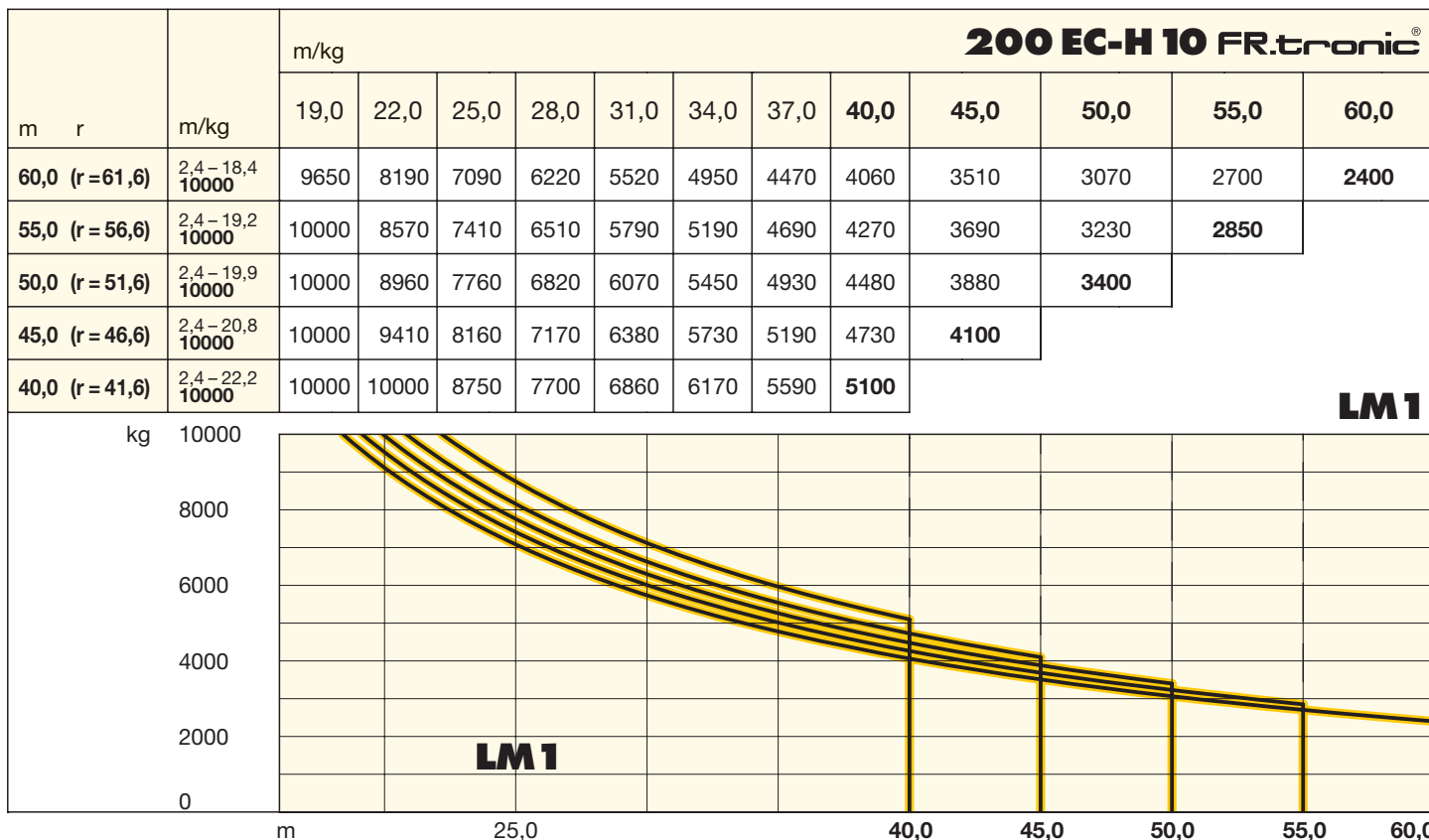
	170 HC		200 HC			290 HC						
12	-	-	-	-	-	-	64,6*	-	-	-	-	-
11	-	-	-	-	-	56,9*	60,5*	61,6*	65,2*	-	-	68,1*
10	-	-	52,8*	-	-	52,8	56,3	57,5	61,1*	54,1*	57,7*	63,9
9	49,5**	-	48,6*	53,2*	50,0*	48,6	52,2	53,3	56,9	50,0	53,6	59,8
8	45,4*	49,5*	44,5	49,0	45,9	44,5	48,0	49,2	52,8	45,9	49,4	55,6
7	41,2	45,4	40,3	44,9	41,7	40,3	43,9	45,0	48,7	41,7	45,3	51,5
6	37,1	41,2	36,2	40,7	37,6	36,2	39,8	40,9	44,5	37,6	41,2	47,4
5	32,9	37,1	32,1	36,6	33,4	32,1	35,6	36,8	40,4	33,4	37,0	43,2
4	28,8	32,9	27,9	32,5	29,3	27,9	31,5	32,6	36,2	29,3	32,9	39,1
3	24,7	28,8	23,8	28,3	25,2	23,8	27,3	28,5	32,1	25,2	28,7	34,9
2	20,5	24,7	19,6	24,2	21,0	19,6	23,2	24,3	28,0	21,0	24,6	30,8
1	16,4	20,5	15,5	20,0	16,9	15,3	19,1	20,2	23,8	16,9	20,5	26,7
0	12,2	16,4	11,4	15,9	12,7	11,4	14,9	16,1	19,7	12,7	16,3	22,5
	m		m			m a)	b)	a)	b)	a)	b)	

* xx **LM 2 Nicht möglich.** / Not possible. / Pas possible. / Non possibile. / No posible. / Nao é possível.

Weitere Hubhöhen, Auslegerlängen sowie Klettern im Gebäude auf Anfrage. / Further hoist heights and jib lengths as well as climbing inside the building on request. / Autres hauteurs sous crochet et longueurs de flèche ainsi que hissage dans le bâtiment sur demande. / Ulteriori altezze gancho, lunghezze braccio così come telescopaggio all'interno dell'edificio: su richiesta. / Para alturas bajo gancho superiores, otros alcances y trepado en el interior del edificio, consultar. / Outras alturas de elevação, comprimentos de lança e subida no edifício: sob consulta.

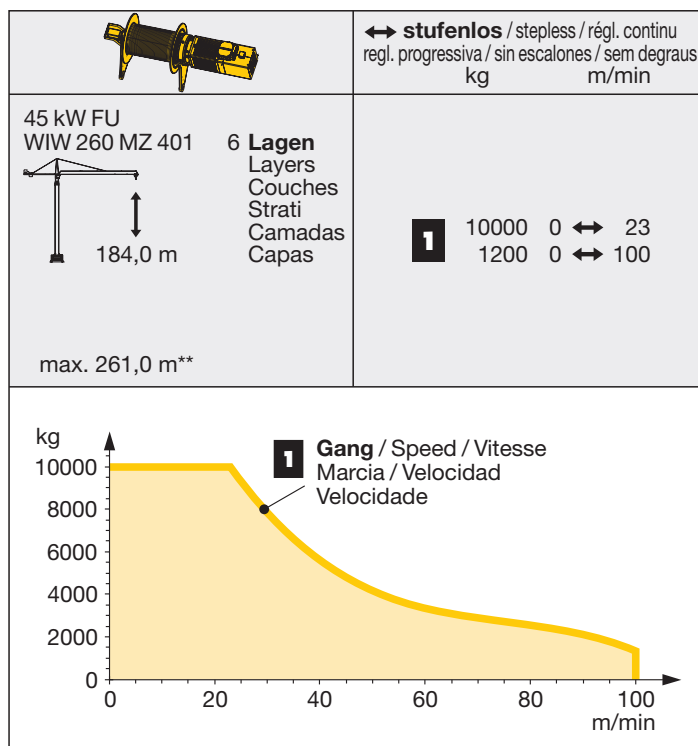
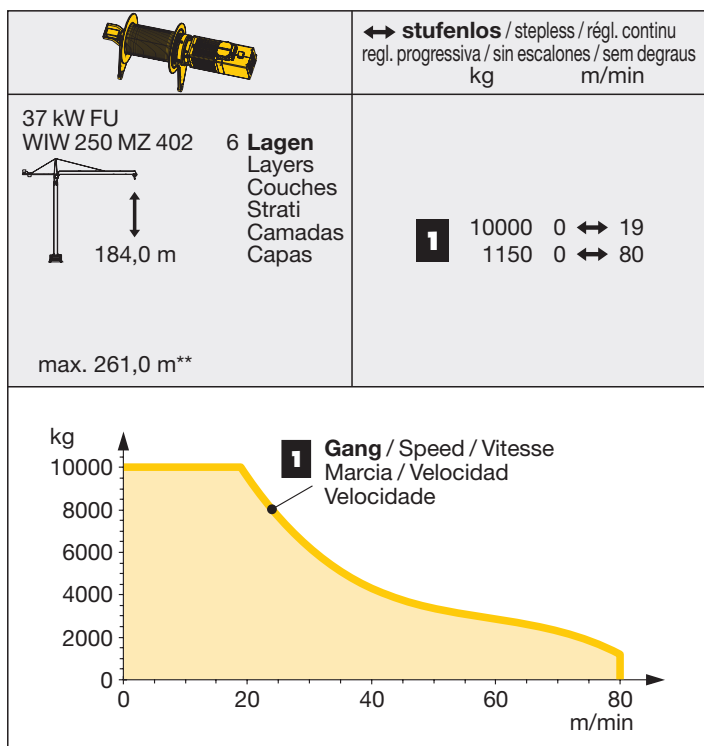
Ausladung und Tragfähigkeit

Radius and capacity / Portée et charge / Sbraccio e portata / Alcances y cargas / Alcance e capacidade de carga



Antriebe FR.tronic®/Litronic®

Driving units / Mécanismes d'entraînement / Azionamenti / Mecanismos / Mecanismos



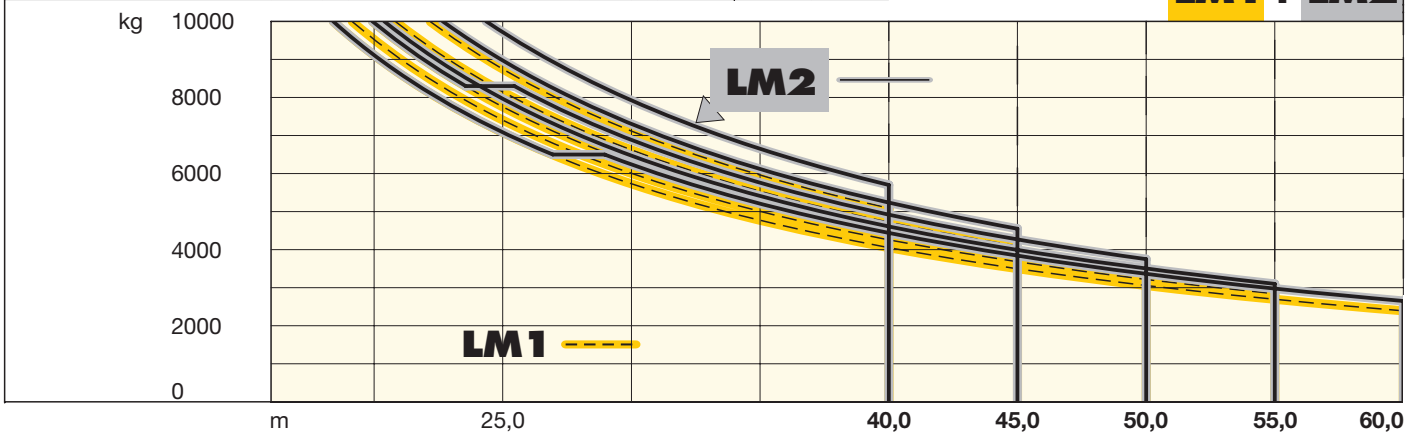
** Weitere Hublastdaten: siehe Betriebsanleitung. / Further hoist data: see instruction manual. / Autres données de la charge de levage: voir manuel d'instruction. / Altri dati sui carichi sollevati: consultare il manuale d'istruzione. / Alturas bajo granchos superiores según manual. / Outras tabelas de carga: consultar manual de instruções.

Ausladung und Tragfähigkeit

Radius and capacity / Portée et charge / Sbraccio e portata / Alcances y cargas / Alcance e capacidade de carga

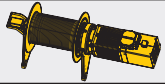
m	r	m/kg	200 EC-H 10 Litronic®											
			19,0	22,0	25,0	28,0	31,0	34,0	37,0	40,0	45,0	50,0	55,0	60,0
60,0	(r = 61,6)	$\frac{2,4-18,4}{10000}$	9650	8190	7090	6500	6010	5390	4880	4400	3840	3370	2980	2650
55,0	(r = 56,6)	$\frac{2,4-20,4}{10000}$	10000	9200	7970	7010	6230	5600	5060	4610	4000	3500	3100	
50,0	(r = 51,6)	$\frac{2,4-19,9}{10000}$	10000	8960	8300	7450	6630	5960	5400	4920	4270	3750		
45,0	(r = 46,6)	$\frac{2,4-22,7}{10000}$	10000	10000	8970	7900	7040	6330	5740	5240	4550			
40,0	(r = 41,6)	$\frac{2,4-24,4}{10000}$	10000	10000	9720	8570	7640	6880	6240	5700				

LM1 + LM2



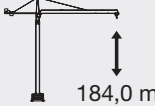
Antriebe FR.tronic®/Litronic®

Driving units / Mécanismes d'entraînement / Azionamenti / Mecanismos / Mecanismos



↔ **stufenlos** / stepless / régl. continu
regl. progressiva / sin escalones / sem degraus
kg m/min

65 kW FU
WIW 280 MZ 405 6 **Lagen**
Layers
Couches
Strati
Camadas
Capas

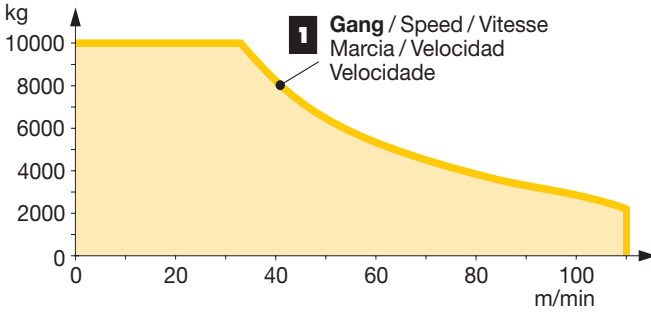


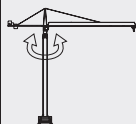
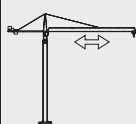

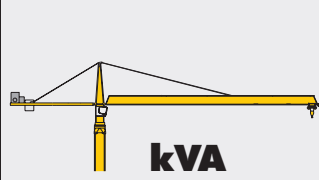
184,0 m

max. 344,0 m**

I	10000	0 ↔ 33
	2200	0 ↔ 110

I **Gang** / Speed / Vitesse
Marcia / Velocidad
Velocidade

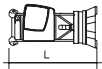

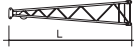







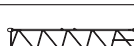









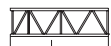













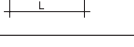

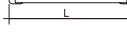





	U/min 0 ↔ 0,8 sl./min tr./min	2 x 7,5 kW FU						
	0 ↔ 100,0 m/min	5,5 kW FU						
	25,0 m/min	2 x 5,5 kW (170 HC, 185 HC) 2 x 7,5 kW (256 HC)						
	kVA	<table border="1"> <tr> <td>37 kW FU</td> <td>45 kW FU</td> <td>65 kW FU</td> </tr> <tr> <td>54,0</td> <td>61,0</td> <td>84,0</td> </tr> </table>	37 kW FU	45 kW FU	65 kW FU	54,0	61,0	84,0
37 kW FU	45 kW FU	65 kW FU						
54,0	61,0	84,0						

LM 2 Abweichende Geschwindigkeiten und Betriebsbedingungen.
Variant speeds and service conditions. / Vitesses et conditions de fonctionnement différentes. / Differenti velocità e condizioni di funzionamento. / Otras velocidades y características de funcionamiento. / Outras velocidades e características de funcionamento.

Litronic: kVA reduzierbar bei zu geringer Netz-Anschlussleistung, siehe BAL. / kVA can be reduced in case of too little power of the mains, see instruction manual. / kVA peut être réduit en cas de trop faible puissance du réseau, voir manuel d'instruction. / kVA riducibili in caso di potenza di rete ridotta (si veda manuale uso e manutenzione) / kVA variable para potencia de red demasiado pequeña, ver Manual de instrucciones. / kVA reduzível no caso de capacidade da rede elétrica muito baixa, ver manual de instruções.

Montagegewichte: siehe Betriebsanleitung. / Erection weights: see instruction manual. / Poids de montage: voir manuel de service.
Pesi di montaggio: vedasi le istruzioni sull'uso. / Peso para el montaje: según manual. / Pesos de montagem: veja-se as instruções p. uso.

Kranoberteil		Upper part of crane / Partie supérieure de grue / Parte superiore della gru							
Pos. Item Ref	Anz. Qty. Qta. Voce Qta. Cant. Cant.				L (m)	B (m)	H (m)		kg*
1	1	Drehbühne kpl. / Slewing platform cpl. Ensemble mât cabine cpl. / Piattaforma girevole compl. / Conjunto plataforma de giro Plataforma giratória compl.			170 HC	5,24	2,45	2,63	7900
			200 HC	5,40	2,80	2,64	8400		
			290 HC	5,40	2,80	2,64	8400		
2	1	Turmspitze / Tower head section Porte-flèche / Testa porta-braccio Cabeça de torre / Cabeça de apoio de lança				7,90	1,48	1,91	1900
3	1	Gegenausleger / Counter-jib Contre-flèche / Controbraccio Contrapluma / Contra-lança				13,50	2,30	0,61	3500
4	1	Hubwerkseinheit / Hoist gear unit Treuil de levage / Gruppo meccanismo sollevamento / Mecanismo de elevación Grupo de mecanismo elevatório				2,20	2,34	1,70	2800
5	1	Ausleger-Anlenkstück / Jib heel section Pied de flèche / Settore articolato di braccio Pluma tramo primero / Base articulada de lança				10,21	1,68	1,95	① 2010
6	4	Ausleger-Zwischenstück / Intermediate jib section / Élément intermédiaire de flèche Spezzone di braccio / Tramo intermedio pluma / Peça suplementar da lança				10,30	1,50	1,90	② 1320 ④ 1400 ⑤ 1100 ⑥ 710
7	2	Ausleger-Zwischenstück / Intermediate jib section / Élément intermédiaire de flèche Spezzone di braccio / Tramo intermedio pluma / Peça suplementar da lança				5,30	1,50	1,90	③ 710 ⑦ 350
8	1	Ausleger-Kopfstück / Jib head section Pointe de flèche / Punta freccia Tramo punta de pluma / Cabeça de lança				0,65	1,66	2,00	⑧ 170
9	1	Laufkatze und Lasthaken / Trolley and hook Chariot de distribution et crochet Carrello con gancio / Carrito y gancho Carro de ponte e gancho				1,85	1,69	1,42	950
Turm		Tower / Mât / Torre							
10	8- 9 9-10 10-12	Turmstück / Tower section Élément de mât / Elemento di torre Tramo torre / Torre			170 HC	4,14	1,90	1,90	1850
					200 HC	4,14	2,30	2,30	2240
					290 HC	4,14	2,30	2,30	2300
11	1	Turmstück lang / Long tower section Élément de mât long / Elemento di torre, lungo Tramo de torre largo / Peça de torre, comprida			170 HC	12,42	1,90	1,90	4780
					200 HC	12,42	2,30	2,30	5460
					290 HC	12,42	2,30	2,30	5770
12	1	Grundturmstück / Base tower section Mât de base / Elemento di torre base Tramo base / Peça de base de torre			170 HC	9,60	1,90	1,90	4480
					200 HC	8,85	2,30	2,30	4280
					290 HC	8,85 (12,42)	2,30 (2,30)	2,30 (2,30)	4830 (7940)
Klettereinrichtung		Climbing equipment / Equipement de télescopage / Attrezzatura per allungamento della gru							
		Equipo de trepado / Acedórios p. subida no edificio							
13	1	Führungsstück kpl. / Guide section cpl. / Cage télescopique cpl. / Gabbia di sopraelevazione compl. / Torre de montaje completa Peça de guia compl.			170 HC	9,04	2,31	2,28	4400
					200 HC	8,39	2,68	2,58 (3,04)	5210
					290 HC	8,39	2,68	2,58 (3,04)	5210
14	1	Hydraulikanlage, Stütz- und Klettertraverse / Hydraulic unit, supporting and climbing cross members / Système hydraulique avec traverses d'appui et de télescopage Sistema idraulico, traversa di appoggio e allungamento gru / Sistema hidráulico con traviesa de apoyo y trepado / Instalação hidráulica, travessa de apoio e subida			170 HC	2,00	1,10	1,00	1100
					200 HC	2,30	1,25	1,00	1150
					290 HC	2,30	1,25	1,00	1300
Unterwagen		Undercarriage / Châssis / Carro della gru							
		Carro con mástil / Carro de guindaste							
15	2	Fahrschemel mit Antrieb / Rail bogie with drive / Bogie moteur / Telaio con gruppo propulsore / Caja rodillo motriz / Quadro sem grupo de propulsão			170 HC	1,46	0,84	0,87	920
					200 HC	1,46	0,84	0,87	920
					290 HC	1,63 (1,46)	0,92 (0,84)	0,95 (0,87)	1690 (920)
16	2	Fahrschemel ohne Antrieb / Rail bogie without drive / Bogie fou / Telaio senza gruppo propulsore / Caja rodillo conducido / Quadro com grupo de propulsão			170 HC	1,15	0,60	0,87	880
					200 HC	1,15	0,60	0,87	880
					290 HC	1,37 (1,15)	0,62 (0,60)	0,95 (0,87)	1340 (880)
17	1	Tragholm lang / Long support arm Longeron long / Longherone lungo Brazo soporte largo / Travessa comprida			170 HC	7,15	0,80	0,70	1070
					200 HC	9,10	0,82	0,74	1350
					290 HC	9,10 (11,95)	0,80 (0,82)	0,80 (0,80)	1650 (2200)
18	2	Tragholm kurz / Short support arm Longeron court / Longherone corto Brazo soporte corto / Travessa curta			170 HC	3,45	0,60	0,70	500
					200 HC	4,41	0,62	0,71	615
					290 HC	4,45 (5,58)	0,77 (0,65)	0,77 (0,77)	850 (1035)
19	2 + 2	Randträger / Border support Traverse / Supporti base Traviesa / Apoio de bordo			170 HC	4,08 - 4,30	0,16 - 0,33	0,11 - 0,14	80 - 200
					200 HC	5,48 - 5,46	0,11 - 0,17	0,16 - 0,38	60 - 230
					290 HC	5,46 - 5,40 (7,52 - 7,46)	0,11 - 0,18 (0,10 - 0,17)	0,16 - 0,38 (0,10 - 0,38)	95 - 270 (183 - 460)
20	4	Stützholm / Support strut Hauban de châssis / Correnti di appoggio Tirante vertical / Travessa de apoio			170 HC	3,53	0,25	0,17	240
					200 HC	4,23	0,17	0,25	275
					290 HC	4,14 (6,55)	0,18 (0,22)	0,25 (0,25)	330 (600)

Pos. Item Rep. Voce Pos. Ref.	Anz. Qty. Qte. Qta. Cant. Cant.				L (m)	B (m)	H (m)	kg*	
21	1	Unterwagen-Turmstück / Undercarriage tower section / Mât de châssis / Elemento di torre del carro / Tramo de carro / Peça de torre do chassis			170 HC 200 HC 290 HC	3,30 3,73 3,73 (6,70)	2,15 2,52 2,62 (2,53)	2,15 2,52 2,62 (2,53)	2000 2050 3000 (4200)
22	1	Kleinteile, Seile und Abspannungen / Small parts, ropes and holding bars Accessoires, câbles et tirants / Accessori, funi e attrezzi di ancoraggio Despieces, cables y tirantes / Acessórios, cabos e peças de ancoragem			170 HC 200 HC 290 HC	9,00	1,60	1,00	4000

() **Angaben in Klammern gelten für 8 m-Unterwagen.** / The data in brackets are valid for an undercarriage of 8 m. / Les données techniques indiquées entre parenthèses sont valables pour un châssis de 8 m. / Caratteristiche in (..) valgono per carro di 8 m. / Los datos entre paréntesis son válidos para carro de 8 m. Características em (...) válidas pelo chassis de 8 m.

* **Einzelgewichte.** / Single weights. / Poids individuels. / Pesi di componenti. / Pesos unitarios. / Pesos de peças componentes.

Konstruktionsänderungen vorbehalten!
Subject to alterations! / Sous réserves de modifications!
Si fa riserva di modifiche! / ¡Sujeto a modificaciones!
Salvo modificação da construação!

Sämtliche Angaben erfolgen ohne Gewähr. / This information is supplied without liability.
Ces renseignements sont sans garantie. / Le indicazioni contenute si intendono salvo errori ed omissioni.
Declinamos toda responsabilidad derivada de la información proporcionada. / Declinamos qualquer
responsabilidade quanto à informação fornecida.

121 P – 3916 FEM (Section 1) Krangruppe A3 • 04.07 / 6

Printed in Germany.